

深圳市爱普拓思科技有限公司

DESIGN: (设计)

CHECKED: (检查)

APPROVED: (核准)

SPECIFICATION FOR LCM 模组规格图

CUSTOMER'S CODE: (客户型号)

DBT043KFN40R025A

EDITION: (版本号)

A

Date: (日期)

2024/08/13

(页数)

1/1

图纸视角:



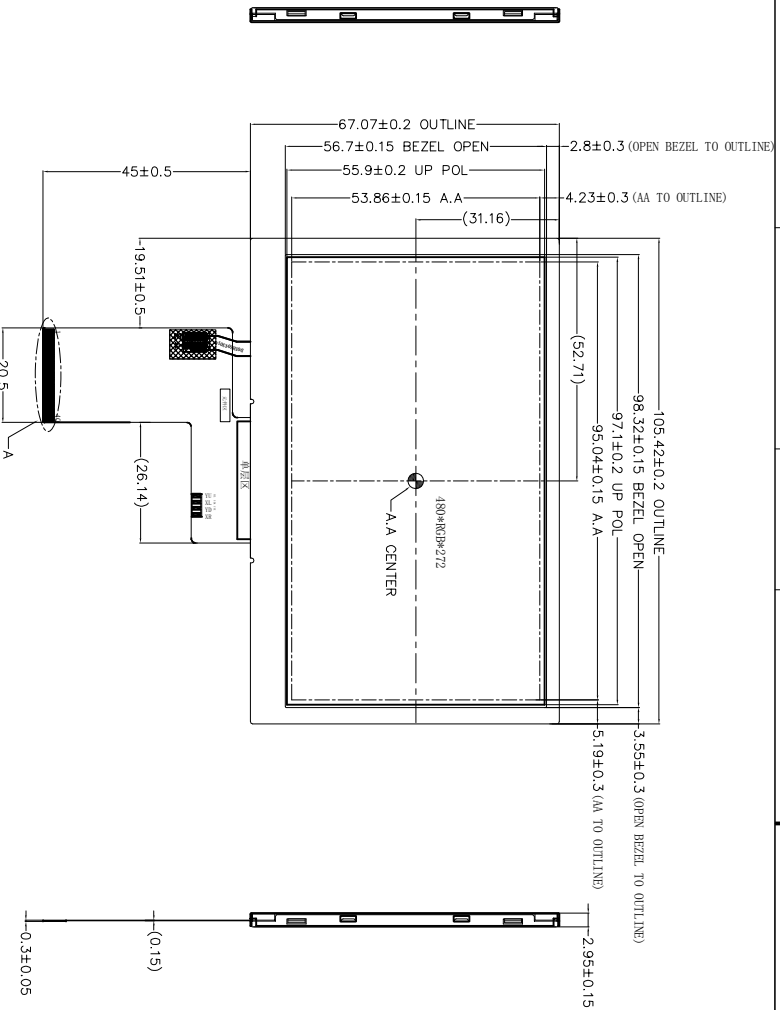
MODEL NO.: (型号)

DBT043KFN40R025A

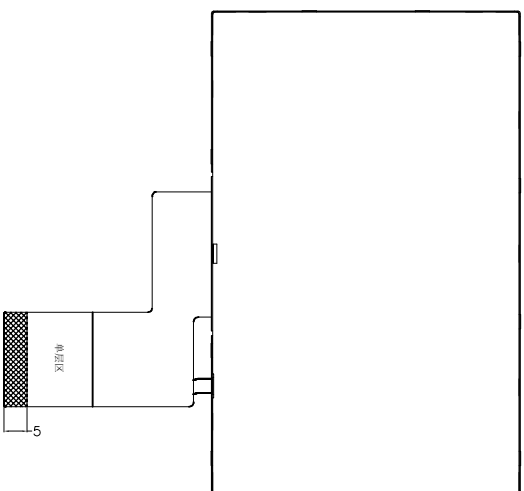
EDITION: (版本号)

A

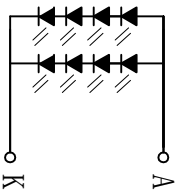
pin	Assignment
1	LED-
2	LED+
3	VDD
4	VDD
5	R0
6	R1
7	R2
8	R3
9	R4
10	R5
11	R6
12	R7
13	R0
14	G1
15	G2
16	G3
17	G4
18	G5
19	G6
20	G7
21	R0
22	B1
23	B2
24	B3
25	B4
26	B5
27	B6
28	B7
29	CLK
30	CLK
31	D1-S*
32	HSYNC
33	VSYNC
34	DE
35	NC
36	IND
37	NC/VU 检测脚
38	NC/VU 检测脚
39	NC/V0 检测脚(S)
40	NC/R*



FPC展开出货

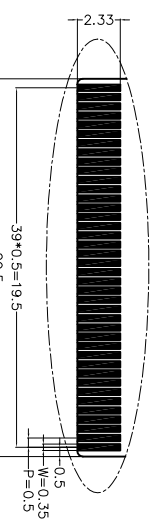


- NOTES:
1. DISPLAY TYPE:
 2. DISPLAY MODE: Normally Black
 3. VIEWING DIRECTION : ALL o'clock
 4. DRIVER:
 5. LCM
Brightness: 200Cd/m2(MIN),250Cd/m2(TYPE)
Chromaticity: X=0.29±0.04,Y=0.32±0.04
Uniformity: 80%(MIN)
 6. Backlight: 8 chip white LEDs
IF=40mA,VF=12.3V(TYPE)
 7. OPERATING TEMP:
STORAGE TEMP:
 8. *Critical parameter,unspecified Tolerances:±0.20mm
 9. SUGGESTION:TP window size unilateral increase 0.3~0.5mm than LCM A.A



LED线路图(4串2并)

DETAIL A (4:1)



REV (标识)	DATE (日期)	DESCRIPTION (描述)

Customer Name: 客户名称

check by: 确认

Approved by: 承认

Please Confirm This Drawing On/Before 请签回此图

1 2 3 4 5 6 7 8